

XS4 ANSI

XS4 Ax6xxK | XS4 ORIGINAL


The XS4 Original wide body version for ANSI mortise locks is specially designed to be compatible with most ANSI mortise locks and tubular latches. It is specially designed for use on busy, high traffic doors that need additional strength.



FEATURES:

- Simple installation is possible on any type of door, including those with narrow frames.
- Body and escutcheon made of steel.
- Three forms of authentication configurations available to grant access:
 - Credential Only
 - Credential plus Pin
 - Door Code
- Available with mechanical cylinder cut outs for key override or access lock outs (override Mortise cylinders).
- All communication between the credential and the electronic lock is encrypted and secured.

HANDLES and FINISHES



IM IP IA PM PP NE BC



QTY

FOH / BOH / N-A
Please Circle One

SALTO
inspired access

TECHNICAL CHARACTERISTICS:

- Covers door thicknesses: From 32-47mm (1-3/8" - 1-3/4") up to 105-120 mm (4 1/8" - 4 3/4").
- Dimensions: 290mm (11 27/64") x 67mm (2 5/8") x 20mm (25/32").
- Clutch mechanism escutcheon; when unlocked handle moves freely.
- Handle rotation: 52°.
- Distance from the handle to the cylinder: 61mm (2 13/32"), 62mm (2 7/16") and 63mm (2 1/2").
- Compatible with ANSI standard mortise locks and tubular or latch mortise locks.
- Initial max. 4° pre-turn. SALTO recommends the use of a mortise lock with a maximum 4° pre-turn.
- Compatible with mortise cylinders for mechanical override.
- Square spindles available: 8mm (5/16"), 7mm diamond (9/32"), 8mm split (5/16"), 7mm diamond split (9/32") and 7,6mm (19/64").

TECHNOLOGY PLATFORMS:



ID TECHNOLOGIES :

- MIFARE® (DESFire EV1, Plus, Ultralight C, Classic - ISO/IEC 14443).
- Bluetooth SMART (BLE)
- NFC.
- HID iCLASS®.

CERTIFICATIONS



(1) With SALTO LA1T lock case

(2) External escutcheon.

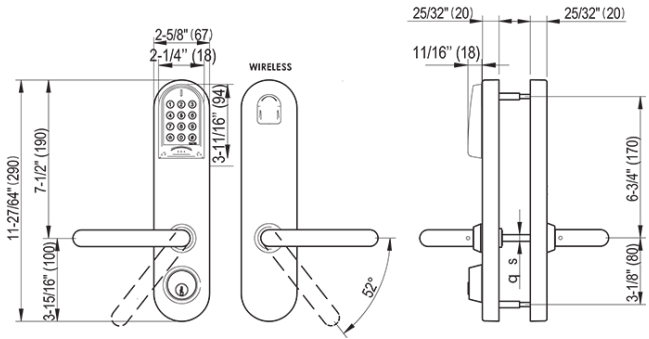
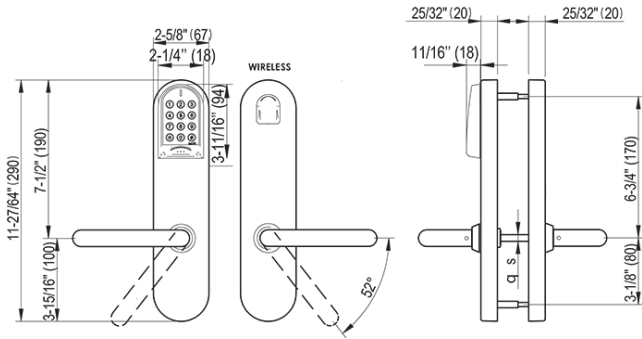
XS4 Ax60: MODELS AVAILABLE

MODEL 50:

- 2 handles any type.

MODEL 60:

- 2 handles any type.
- Built in mechanical override with audit. (Ax660 reference: Mortise cylinder 1 1/8").



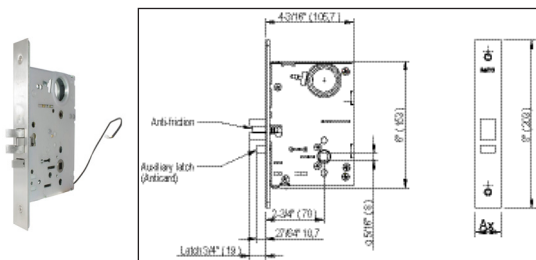
REFERENCE GUIDE

- To create the SALTO part number for the order, please circle one element under each column.

Technology	Escutcheon width	Function	Handle	Thumbturn to lever distance	Finish	Door thickness	Square spindle	Handing	Wireless option	Keypad option	
AB MIFARE BLE	6	50 Entrance Lock	A STANDARD	00	IM	3 1 3/8" - 1 3/4"	8 5/16" STANDARD	-	-	K	
			L					-			
			W		IP	4 1 3/4" - 2 3/8" STANDARD		-			C Wireless Ready
			G					-			
			J		PP	6 2 3/8" - 3"		R/L ¹			W Wireless
O ¹		-									
AJ ² HID iClass BLE		60 Entrance Lock with Mechanical Override	N		PM	7 3 - 3 1/2"	D 9/32" Diamond	R/L ¹	S SALLIS		
			K ¹					-			
			2		NE	9 3 1/2" - 4 1/8"	-	Y ² SALTO KS			
			3				-				
	4		BC BioCote	-	-						
7	-										

¹ For O and K handles only

² HID iClass not available with wireless option Y - SALTO KS



Model	Backset	Front plate		Detector	Finish	Square spindle	Handing
		Shape	Size				
LA1T05	70	A	7 27 mm	1 Detector	IM STANDARD	8 8mm	R Right handing
			2 32 mm STANDARD		LP		L Left handing