

# 11.6" RECESSED INTERCOM CUTSHEET v2 (see pages 2 and 3 for measurements)



## TOUCHSCREEN

- Brightness : 1000 Nits
- Diagonal length: 11.6"
- Resolution: 1920 x 1080
- Contrast ratio : 700:1
- Capacitive touch
- IP65 dust and water resistance
- Chemical resistant/ Anti-glare coated



## COMPLETE SYSTEM

- Bluetooth connectivity
- Touch screen withstands a 225g drop ball test from 1.6 meters
- Designed for standard power socket: NEMA 5-15
- Max temperature: +60° C/+140° F



## DIMENSIONS

- 14.26" x 13.9" x 2.48"
- 362mm x 354mm x 63mm



## POWER REQUIREMENTS

- Panel input voltage: 24VDC
- Standard power consumption: 31W at 24VDC input
- Maximum power consumption: 65W at 24VDC input
- Relay max switching current: 5A, relay max switching power: 1250W
- No AC power directly connected to panel
- Coordinate dedicated electrical circuit on UPS (power conditioned)



## NETWORK REQUIREMENTS

- 2 Mbps ethernet connection - Cat5e/Cat6
- No WiFi
- No DSL
- IP assigned by DHCP by default - for static IP assignment call support
- 4G SIM card is supported (refer to building network requirements for details)



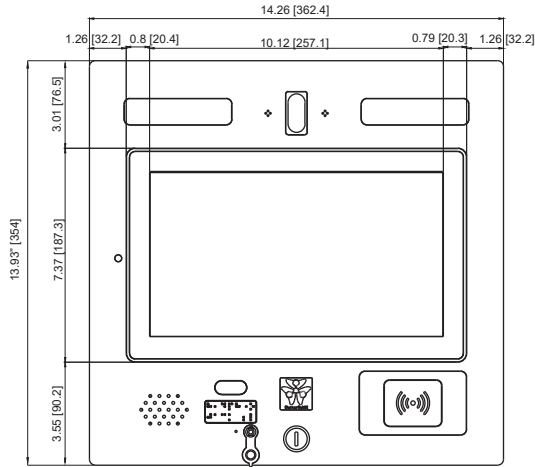
## MISC.HARDWARE SPECIFICATIONS

- Audio jack on bottom of panel for vision impaired (ADA compliant)
- For camera angle adjustment, call support

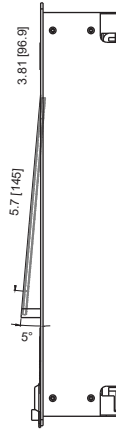
### Support:

P: **(571) 480-6579 ext. 2** (Mon-Fri, 6am-10pm EST)

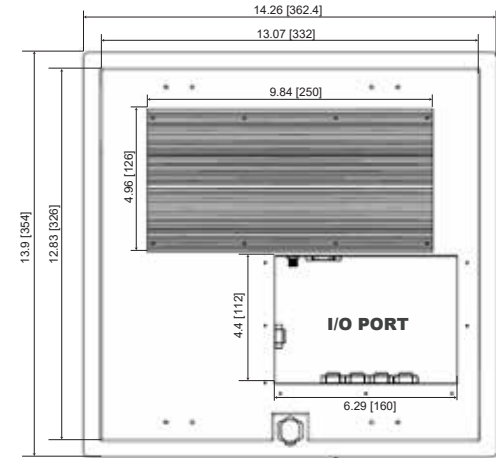
E: **support@butterflymx.com**



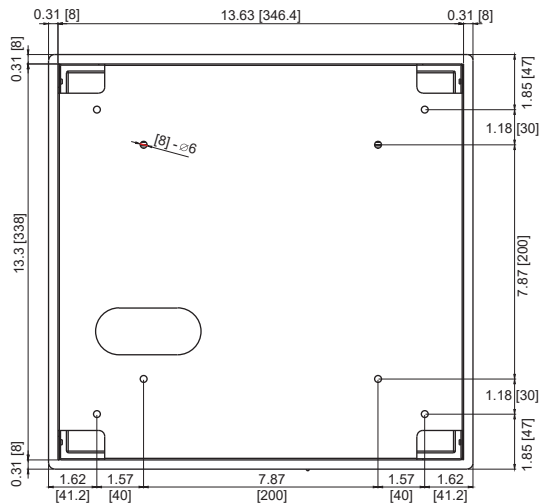
**1 INTERCOM FRONT ELEVATION**  
NOT TO SCALE



**2 INTERCOM SIDE**  
NOT TO SCALE



**3 INTERCOM PANEL BACK ELEVATION**  
NOT TO SCALE



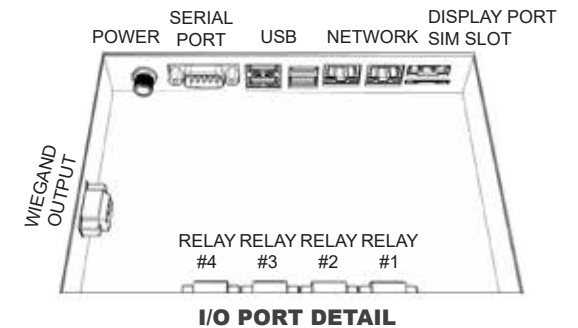
**5 BACKBOX FRONT ELEVATION**  
NOT TO SCALE



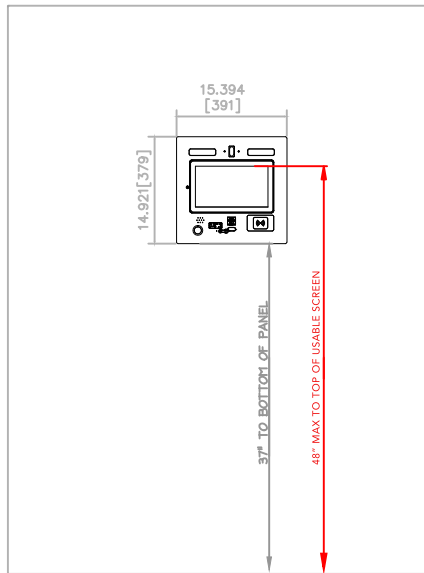
**7 BACKBOX SIDE**  
NOT TO SCALE



**6 INTERCOM PANEL BOTTOM VIEW**  
NOT TO SCALE

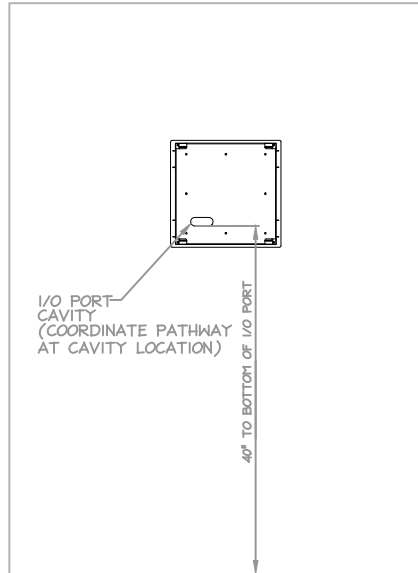


**8 I/O PORT DETAIL**  
NOT TO SCALE




ADA Compliance Requirement

**1 FRONT VIEW**  
NOT TO SCALE



**2 FRONT VIEW: BACKBOX PLACEMENT**  
NOT TO SCALE



**3 SIDE VIEW: BACKBOX IN WALL**  
NOT TO SCALE

**NOTES:**

1. COORDINATE INTERCOM PANEL ON WALL LOCATION SO TOP OF SCREEN IS 48" AFF MAX.
2. COORDINATE BOTTOM OF PANEL FROM FINISHED FLOOR WITH RESPECT TO MEASUREMENTS IN DETAIL #1.
3. COORDINATE PATHWAY OF CABLING TO I/O PORT LOCATION AS NOTED IN DETAIL #2 (AS VIEWED FROM FRONT ELEVATION).

The following plans are diagrammatic. It will be up to the installation contractor to coordinate with associated trades to formalize a complete submission for installation. Intercom mounting height to be ADA Compliant.